

# OAS Playout Freeware Edition

**Welcome to OAS Playout freeware edition** - this version of the package enables you to get a feel for the software before deciding whether to purchase the retail version of the package.

The software is time limited and will cease to operate 28 days after installation.

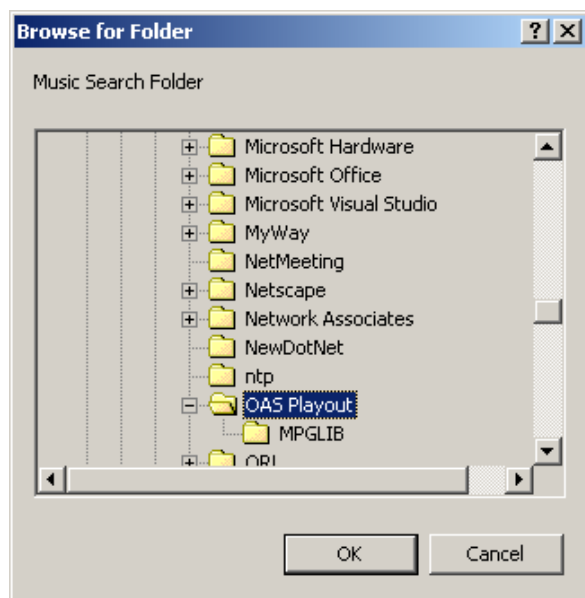
## Getting Started

As a minimum you will need a folder with some music (MP3 files) encoded at a rate Playout supports - currently 44khz/stereo. All the files should be in the same folder, this software release will not traverse sub-directories.

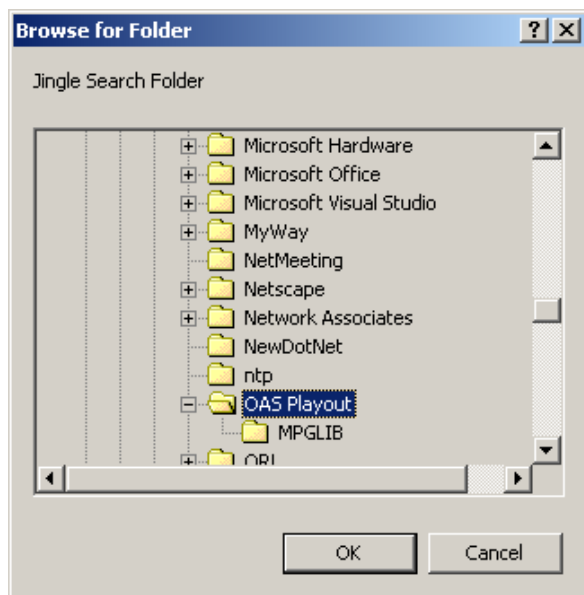
In order to evaluate the package it is also recommended you have a folder containing a few 'jingles' or equivalent sound bites, also encoded at the above rate.

Once the package has been installed, double click the *OAS Playout* icon which appears on the desktop.

From the *Settings* menu bar choose the *Database* option.



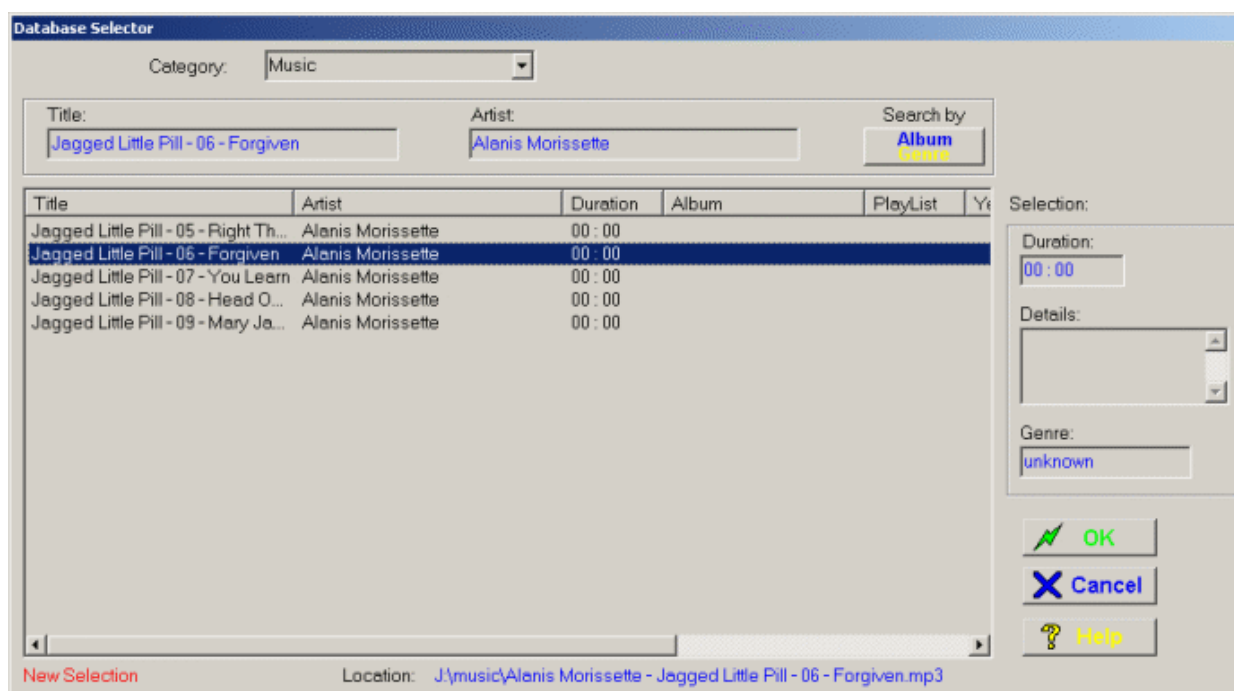
In the browse folder, navigate to the location on your disk where you have stored the music (mp3) files for use with the software and click *OK*.



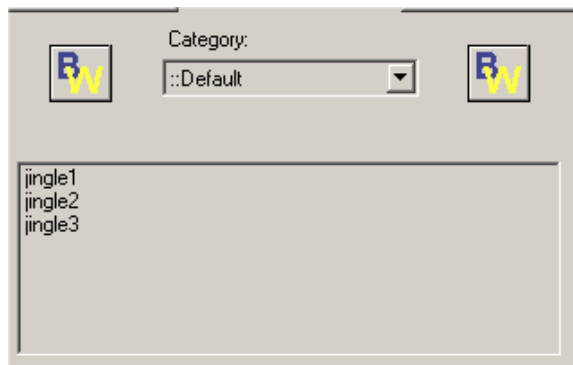
In the following browse folder, navigate to the location on your disk where you have stored your sample jingles for use with the software and click *OK*.

## Using the software

Once you have specified to the package where your music & jingle files are held you can start trying out the package. Pressing the *Load* button on any of the main panels will allow you to pick & play any of the music files.



Whilst all the jingle files appear in the console at the bottom of the main page where they can be loaded into either of the jingle panels. In the freeware version the title & track information is taken from the filename, no other information is available in the view. In addition the duration will always default to 0.

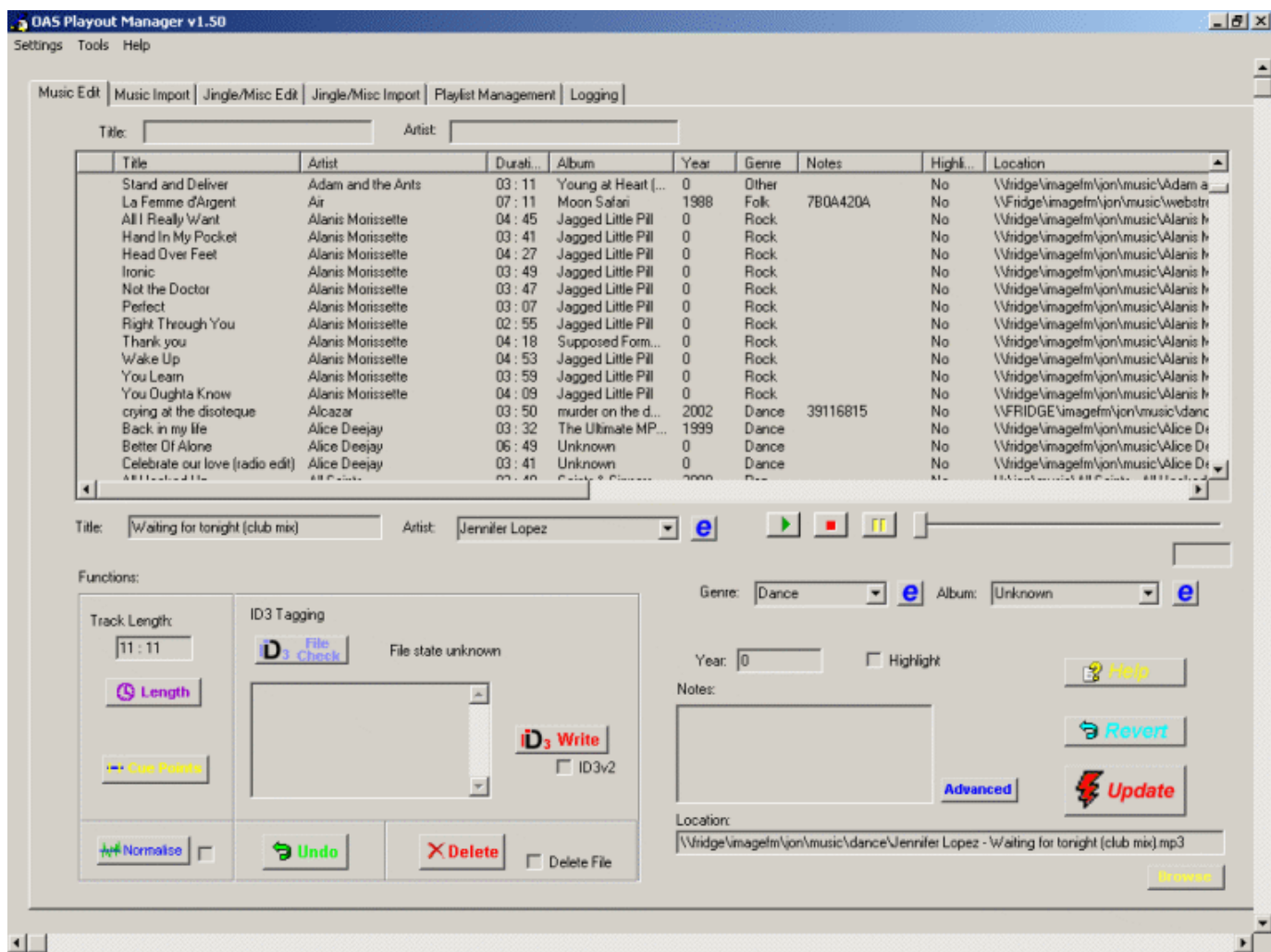


The jingles will also be available on the button wall (the first 12 in the directory) by pressing the BW button.

For more information & general help on the package, activate the online help from the main menu.

## The full (retail) version

This freeware edition gives just a flavour of the capabilities of the package - the full version provides a greater degree of control & additional capability through a separate application called Playout Manager.



Playout Manager lets you define and manipulate your music store, providing full editing capabilities for track title, artist and album information, create organised jingle sets, customised button walls, automated playlists and much more.

For more information, visit the website at <http://www.onasticksoftware.co.uk/playout.html>

(c)2005 OnASickSoftware